



GENERAL SPECIFICATIONS

EGM Flowmeter

- Flowrates: 0.26 GPH - 21.1 GPM (2 L/hr - 80 L/min)
- Sizes: 1/4" - 3/4" (6 mm - 20 mm)
- Engine Power: 7.5HP - 5000HP (Please consult distributor for larger engines)
- Temperature Range: -40°F - 176°F (-40°C - +80°C)
- Body Material: Aluminum
- Rotor Material: PPS (Stainless Steel 316 for EGM006 meters)
- Cable Length: 2 metres (can extend using cable connector)

F127 Totalizer

- Casing: Robust IP66/IP67 Field Enclosure
- Display: 7 digit resettable total, 11 digit accumulated total with backlight
- Required Power Supply: 8 – 24V (dc) (back up power supply built in to save settings in case of power failure)
- Temperature Limit: -40°F - 176°F (-40°C - +80°C)
- Output Options: 4-20mA and Pulse output available

KIT SELECTION

Although each Fuel Consumption Kit consists of the same items, the size of the meter and the process connections change depending on the rate of flow, which is a direct correlation to the size of the engine.

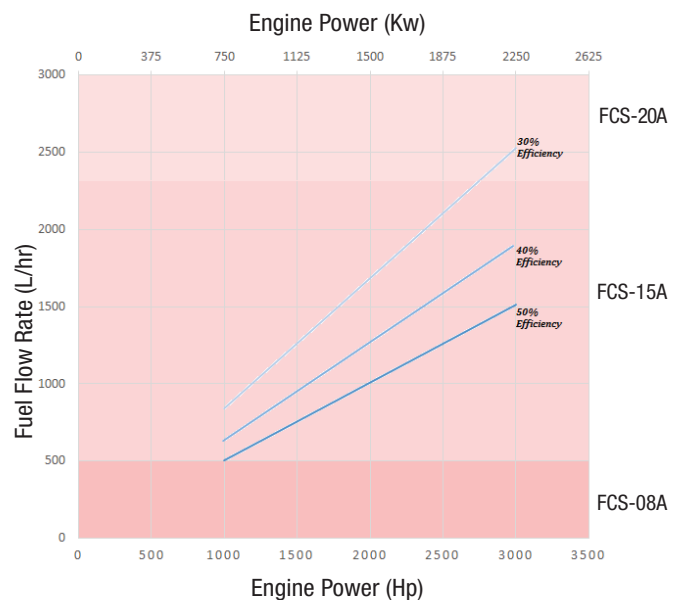
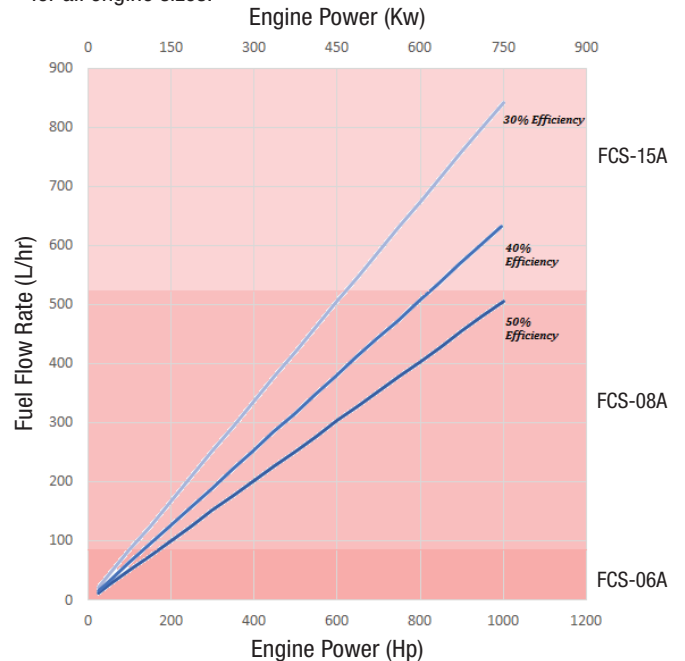
A typical diesel fuel loop system would on average have 3.5 times more fuel in its line than what the engine consumes at full load. With this in mind, selecting the right kit based on the engine's power output is important to ensure accuracy and the positive displacement meters' longevity. The graphs depicted here should be used as a guide when determining the size of kit is required.

KIT INCLUDES:

- 2 x EGM-Series Electronic Flowmeter
- 1 x F127 Totaliser
- 2 x Meter Brackets
- 1 x Fuel Strainer plus Connector
- Cable Glands

FUEL CONSUMPTION KIT - Land and Gen-Sets

FLOMEC® Fuel Consumption System (FCS) is a complete fuel monitoring system that comprises 2x EGM positive displacement meters coupled with an F127 flow instrument for accurate measurement of fuel consumption rates and total fuel consumption. The FCS can accurately measure fuel consumption of combustion engines by correcting for temperature differences from the inlet to outlet of the engine. The EGM positive displacement meter provides accurate and economic fuel consumption measurement solutions for all engine sizes.



The Fuel Consumption System is designed for Diesel Fuel. Diesel fuel is not considered a flammable fluid in most of the world, but it is in the USA. **The Fuel Consumption System does not have FM Approval and should not be sold for use in the USA.**

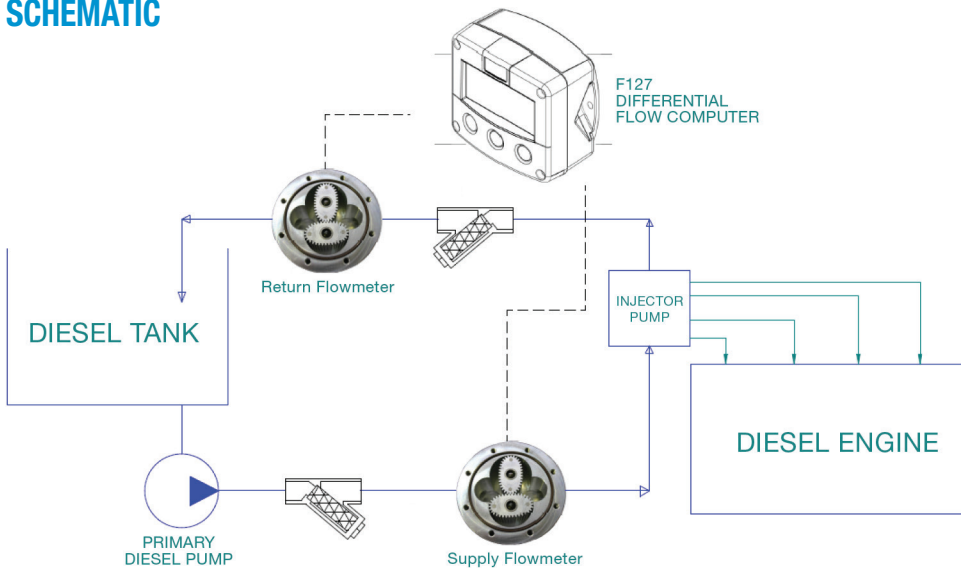
KIT SELECTION (CONTINUED)

	Meter A Specification (Inlet) Size Flow Range				Process Connections	Meter B Specification (Outlet) Size Flow Range			
FCS-06AB	1/4" (6mm)	2-100 L/hr	0.5-27 GPH		BSPP (G) Female Thread	1/4" (6mm)	2-100 L/hr	0.5-27 GPH	
FCS-06AN	1/4" (6mm)	2-100 L/hr	0.5-27 GPH		NPT Female Thread	1/4" (6mm)	2-100 L/hr	0.5-27 GPH	
FCS-08AB	3/8" (8mm)	15-550 L/hr	4-145 GPH		BSPP (G) Female Thread	3/8" (8mm)	15-550 L/hr	4-145 GPH	
FCS-08AN	3/8" (8mm)	15-550 L/hr	4-145 GPH		NPT Female Thread	3/8" (8mm)	15-550 L/hr	4-145 GPH	
FCS-15AB	1/2" (15mm)	1-40 L/min	0.26-10.6 GPM		BSPP (G) Female Thread	1/2" (15mm)	1-40 L/min	0.26-10.6 GPM	
FCS-15AN	1/2" (15mm)	1-40 L/min	0.26-10.6 GPM		NPT Female Thread	1/2" (15mm)	1-40 L/min	0.26-10.6 GPM	
FCS-20AB	3/4" (20mm)	3-80 L/min	0.5-21 GPM		BSPP (G) Female Thread	3/4" (20mm)	3-80 L/min	0.5-21 GPM	
FCS-20AN	3/4" (20mm)	3-80 L/min	0.5-21 GPM		NPT Female Thread	3/4" (20mm)	3-80 L/min	0.5-21 GPM	

ACCESSORIES

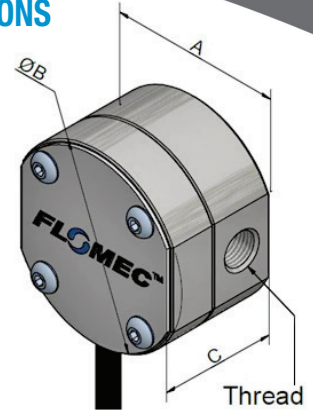
Part Number:	Item	Description
1522056	F-Series Wall Mount Kit	Stainless Steel wall mount kit for F127 totaliser, screws included
1522052	F-Series Pipe Mount Kit	Stainless Steel pipe mount kit for F127 totaliser, excludes worm clamps
1522063	Worm Clamp Kit, 1.0-1.57" (25-40 mm)	Includes 2pcs of stainless steel worm clamps to suit #1522052 and pipe. OD from 1.0-1.57" (25-40 mm)
1522055	Worm Clamp Kit, 1.81-2.76" (46-70 mm)	Includes 2pcs of stainless steel worm clamps to suit #1522052 and pipe. OD from 1.81-2.76" (46-70 mm)
1519011	M16 Cable Gland	Includes cable gland, locking nut and o-ring
1519012	M20 Cable Gland	Includes cable gland, locking nut and o-ring
1519010	Cable Connector	7-Pin IP67 Polyamide Connector kit

SCHEMATIC



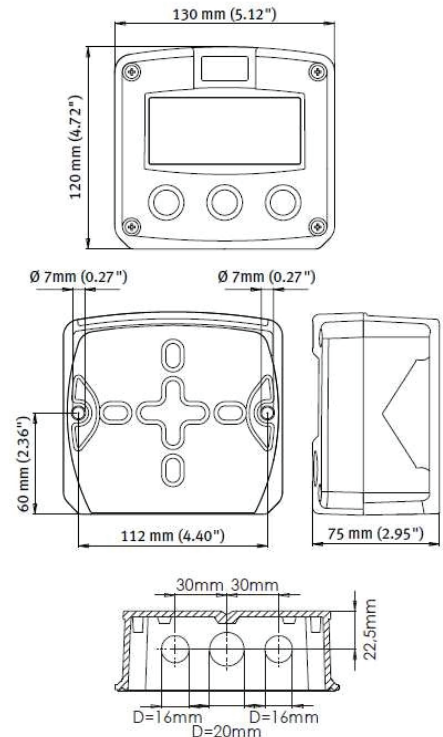
DIMENSIONS

EGM Flowmeter



Model:	A	B	C
EGM006	2.28" (58 mm)	2.54" (64.5 mm)	1.54" (39 mm)
EGM008	2.28" (58 mm)	2.54" (64.5 mm)	1.93" (49 mm)
EGM015	2.84" (72 mm)	3.23" (82 mm)	2.60" (66 mm)
EGM020	2.84" (72 mm)	3.23" (82 mm)	3.03" (77 mm)

F127 Totalizer



Not Available in the U.S.A.

Service & Warranty: For technical assistance, warranty replacement or repair contact your FLOMEC® or GPI® distributor: In North or South America: **888-996-3837 / FLOMEC.net**
Outside North or South America: **+61 2 9540 4433 / FLOMEC.net**

Wichita · Sydney · Mexico City

GREAT PLAINS INDUSTRIES